

Adjustable Head Rest Recovery Couches

School Nurse Supply recovery couches are made with high-quality craftsmanship, built to withstand the daily usage of any busy health office, using nothing but premium material for more than a quarter century. Each couch is custom made specifically for you, as you are able to select from a variety of **25 naugahyde color selections and multiple leg and base options.**

A premium recovery couch is also available on a base with easy glide drawers for extra storage. The base option comes in **5 different color finishes** for a truly custom recovery couch that fits within any budget. ***Customize your couch with any color on the bottom of this page.**

ADJUSTABLE HEAD REST COUCH

School Nurse Supply's adjustable head rest couches are made of high quality and are durable for ultimate support. Some advantages that are included:

- 2" thick foam with fire retardant vinyl
- Latex-free
- Locks included on drawers
- 12 position headrest
- Inner spring/no sag foundation
- (13) small loop 9 gauge no sag style springs, tied and covered
- Mildew and oil resistant
- Paper dispenser & cutter band

Choose from six different styles and don't forget to customize it with your color options below.



Forest

With Hardwood Base and 2 drawers
 *#65448 72"L x 27"W x 25"H.....\$819.00 ea
 FREE shipping to all 48 states! (AK & HI call for shipping amount)



Dutch Blue

With Hardwood Base (no drawers)
 *#65446 72"L x 27"W x 25"H.....\$705.00 ea
 FREE shipping to all 48 states! (AK & HI call for shipping amount)



Claret

With Chrome Plated Steel Legs
 *#31350 72"L x 27"W x 20"H.....\$589.00 ea
 *#31352 72"L x 27"W x 20"H with railings.....\$759.00 ea
 *#31351 X-Large 76"L x 27"W x 20"H.....\$650.00 ea
 FREE shipping to all 48 states! (AK & HI call for shipping amount)



Black

With Hardwood Tapered Legs
 *#31355 72"L x 27"W x 20"H.....\$590.00 ea
 *#31357 72"L x 27"W x 20"H with railings.....\$779.00 ea
 *#31356 X-Large 76"L x 27"W x 20"H.....\$619.00 ea
 FREE shipping to all 48 states! (AK & HI call for shipping amount)

Upholstery Color Choices for Recovery Couches									
Adobe White	Black	Blue Ridge	Bronze	Burgundy	Chestnut	Cinnabar	Claret	Regimental Blue	Yew Green
Crocus	Dove	Dutch Blue	Dusty Jade	Forest	Greystone	Gun Metal	Mandarin Orange	Teal	Turquoise
Royal Blue	Sand	Sun Yellow	Tea Rose	Tomato	White	Folkstone	Fog		

BASE AND CABINET FINISH CHOICES:							
Cherry	Walnut	Oak	Maple	Almond	White	Folkstone	Fog

*These items are dropshipped direct from manufacturer. Please allow additional time for delivery.

Recovery Couches

The School Nurse Supply recovery couches are made of high quality craftsmanship built to withstand the daily usage of any busy health office using nothing but premium material for more than a quarter century. Each couch is custom made specifically for you where you are able to select **from 25 different naugahyde color selections and different leg and base options.**

A premium recovery couch is also available on a base with easy glide lockable drawers for extra storage. The base option comes in **5 different color finishes** for a truly custom recovery couch.

With these choices you have the ability to customize your couch to your liking all within the means of any budget. There are three different headrest options, flat with standard pillow, fixed headrest and adjustable headrest.


Our couches are backed by a 5 year warranty (excluding vinyl) and the high quality craftsmanship is made in the USA. Please allow approximately 3-4 weeks for delivery, yet keep in mind some colors might be available for a rush delivery (See page 252 for details). Partial assembly or installation is required.

Other benefits include:

- Locks included on all base drawers
- Inner spring/no sag foundation
- Paper dispenser and cutter band on all couches
- **FREE SHIPPING to all 48 contiguous states-Alaska & Hawaii please call for pricing**
- Mildew and oil resistant
- 2" thick fire retardant foam
- Latex-free flame resistant naugahyde

STANDARD FLAT COUCH

***Customize your couch with any color on the bottom of page 249.**




Forest

WITH HARDWOOD BASE AND 2 LOCKABLE DRAWERS

*#32150 72"L x 27"W x 23"H..... \$639.00 ea


• **FREE SHIPPING to all 48 contiguous states-Alaska & Hawaii please call for pricing.**



Royal Blue

WITH HARDWOOD BASE (NO DRAWERS)

*#32145 72"L x 27"W x 23"H..... \$594.00 ea




Regimental Blue

WITH CHROME PLATED STEEL LEGS

*#30145 72"L x 29"W x 20"H..... \$419.00 ea

*#31145 72"L x 29"W x 20"H with railings..... \$639.00 ea

• **FREE SHIPPING to all 48 contiguous states-Alaska & Hawaii please call for pricing.**



Mandarin Orange

WITH HARDWOOD TAPERED LEGS

*#30150 72"L x 29"W x 20"H..... \$429.00 ea

*#31150 72"L x 29"W x 20"H with railings..... \$649.00 ea

• **FREE SHIPPING to all 48 contiguous states-Alaska & Hawaii please call for pricing.**

RAISED PADDED HEAD REST COUCH

***Customize your couch with any color on the bottom of page 249.**



Tomato

WITH HARDWOOD BASE AND 2 LOCKABLE DRAWERS

*#65442 72"L x 27"W x 25"H..... \$704.00 ea


• **FREE SHIPPING to all 48 contiguous states-Alaska & Hawaii please call for pricing.**



Sand

WITH HARDWOOD BASE (NO DRAWERS)

*#65440 72"L x 27"W x 25"H..... \$659.00 ea




Sun Yellow

WITH CHROME PLATED STEEL LEGS

*#31250 72"L x 27"W x 20"H..... \$469.00 ea

*#31253 72"L x 27"W x 20"H with railings..... \$649.00 ea

• **FREE SHIPPING to all 48 contiguous states-Alaska & Hawaii please call for pricing.**



Tea Rose

WITH HARDWOOD TAPERED LEGS


*#31450 72"L x 27"W x 20"H..... \$489.00 ea

*#31453 72"L x 27"W x 20"H with railings..... \$669.00 ea


***These items are dropshipped direct from manufacturer. Please allow additional time for delivery.**

***Customize your couch with any color on the bottom of page 249.**

ECONOMY FLAT COUCH



Cinnabar



Black

WITH CHROME PLATED STEEL LEGS

- *#32160 72"L x 24"W x 20"H..... \$355.00 ea
- *#32161 72"L x 24"W x 20"H with railings..... \$529.00 ea

WITH HARDWOOD TAPERED LEGS

- *#32170 72"L x 24"W x 20"H..... \$379.00 ea
- *#32172 72"L x 24"W x 20"H with railings..... \$549.00 ea

• FREE SHIPPING to all 48 contiguous states-Alaska & Hawaii please call for pricing.



RECOVERY COUCH ACCESSORIES

Paper Roll Dispenser

Attach to the bottom of your recovery couch for convenient dispensing of table paper.

- #31605..... \$21.00 ea

Couch Covers

Frosty clear couch covers protect recovery couches when not in use.

- #31555 72"L x 30"W x 12"H..... \$24.95 ea
- #31556 55"L x 30"W x 12"H..... \$24.95 ea

Fantastik Couch Cleaner

An all-purpose spray that can be used to clean any of the vinyl recovery couches.

- #31601 32 oz bottle..... \$5.99 ea

Vinyl Liquid Patch

Oops! Had an accident? Vinyl patch kit available for those unexpected mishaps.

- #31602..... \$8.95 ea

EXAM TABLE PAPER ROLLS

Protect exam tables and recovery couches from soiling with absorbent crepe and strong smooth finish paper rolls.

Crepe Paper Roll

- #31400 18"W x 125 ft (each)..... \$2.40 ea
- #31400C 18"W x 125 ft (12/case)..... \$27.00 cs
- #31500 21"W x 125 ft (each)..... \$2.70 ea
- #31500C 21"W x 125 ft (12/case)..... \$30.00 cs

Smooth Paper Roll

- #31560 18"W x 225 ft (each)..... \$3.35 ea
- #31560C 18"W x 225 ft (12/case)..... \$39.00 cs
- #31570 21"W x 225 ft (each)..... \$3.55 ea
- #31570C 21"W x 225 ft (12/case)..... \$42.00 cs

INHIBX ANTIMICROBIAL TABLE PAPER

Infused with proven antimicrobial technology to inhibit the growth of microorganisms. Smooth, embossing provides a powerful shield of protection to minimize the potential for cross-contamination.

- #31580 18" x 125 ft (each)..... \$3.50 ea
- #31580C 18" x 125 ft (12/case)..... \$39.75 cs
- #31581 21" x 125 ft (each)..... \$3.70 ea
- #31581C 21" x 125 ft (12/case)..... \$42.95 cs



PREMIUM EXAM TABLE PAPER

These exam table paper rolls are made of high quality, textured paper for added strength, softness and quietness. Provide a clean and fresh surface for each patient, while protecting against cross contamination, germs and bacteria.

- #31510 18"W x 125 ft (each)..... \$3.49 ea
- #31510C 18"W x 125 ft (12/case)..... \$39.50 cs
- #31515 21"W x 125 ft (each)..... \$3.69 ea
- #31515C 21"W x 125 ft (12/case)..... \$42.00 cs



CHILD PRINT EXAM TABLE PAPER

This fun child print, crepe table paper is a great way to distract young ones from their illness or injury during an exam. Pediatric prints provide 99.5% protection against bacteria, as well as patient peace of mind.

- #31600 18"W x 125 ft (each)..... \$6.20 ea
- #31600C 18"W x 125 ft (6/case)..... \$36.00 cs



POLY-PERF PERFORATED TABLE PAPER

This paper is perforated every 18" for easy tearing. Sturdy enough to resist unintentional tears and poly-backed to prevent moisture from soaking through.

- #31530 18"W x 125 ft (each)..... \$6.95 ea
- #31530C 18"W x 125 ft (9/case)..... \$58.00 cs
- #31535 21"W x 125 ft (each)..... \$7.95 ea
- #31535C 21"W x 125 ft (9/case)..... \$65.25 cs

*These items are dropshipped direct from manufacturer. Please allow additional time for delivery.

Recovery Couches/Pediatric Furniture

EXPRESS DELIVERY RECOVERY COUCHES


If you are in urgent need of a Recovery Couch, we offer **EXPRESS DELIVERY** on 2 of our Raised Padded Head Rest Couch models, available in 4 different Color Options. **EXPRESS DELIVERY** couches ship within 3-5 days of order.



WITH CHROME PLATED STEEL LEGS
 *#31251 72"L x 29"W x 20"H..... \$529.00 ea



WITH HARDWOOD TAPERED LEGS
 *#31252 72"L x 29"W x 20"H..... \$549.00 ea




***Customize your couch with any color located on page 249.**

PEDIATRIC COUCHES (EXTRA-SHORT COUCH)

School Nurse Supply's pediatric couches are made of high quality and are durable for ultimate support. Some features include:


- 2" thick foam with fire retardant vinyl
- Latex-free
- Locks included on drawers
- Inner spring/no sag foundation
- Mildew and oil resistant
- Paper dispenser & cutter band
- Customizable Color Options (Color chart on page 249)



Royal Blue

WITH HARDWOOD BASE AND 1 DRAWER


*#32140 52"L x 27"W x 25"H..... \$639.00 ea
 #31556 Pediatric Couch Cover..... \$24.95 ea



Dutch Blue

WITH CHROME PLATED STEEL LEGS

*#32133 52"L x 27"W x 20"H..... \$409.00 ea
 #31556 Pediatric Couch Cover..... \$24.95 ea



Forest

WITH HARDWOOD TAPERED LEGS

*#32134 52"L x 27"W x 20"H..... \$419.00 ea
 #31556 Pediatric Couch Cover..... \$24.95 ea



CHANGING TABLE W/STAIRS

Pullout stairs for toddlers conveniently glides under table when not in use. Three generous supply shelves, one fixed and two adjustable. A one-inch thick, blue changing pad 19" wide x 47" long is included. Paper roll dispenser included accommodates a 15" paper roll and attaches to either end of the table. Keyless entry. 48"L x 22 1/2"W x 39"H.

*#32135..... \$749.00 ea
Pediatric Exam Table Paper
 #31607 Case of 12..... \$64.50 cs



SHELF ORGANIZER

Convenient wall mounted storage for diapering and other necessities. Install above changing table for a complete changing station. Mounting hardware included. 47"L x 12"W x 25"H.

*#32136..... \$279.00 ea



CHANGING TABLE

An extra deep plastic rail and comfy changing pad make it easy and safe to change children's diapers and clothes. Lockable sliding doors conceal storage for changing supplies while keeping your space clean and organized. Storage space contains one side with one fixed shelf while the other side is open for taller items. 48 1/2"L x 23 1/2"D x 38"H.

*#32138..... \$675.00 ea

***These items are dropshipped direct from manufacturer. Please allow additional time for delivery.**



CLEAR PANEL ADJUSTABLE FIXED-SIDE SAFETY CRIB

Angeles' Clear Panel Adjustable Fixed-Side Safety Crib gives you a clear view of napping children without compromising safety. The solid hardwood frame has slatted sides and a clear end panel makes it easy to monitor sleeping children without disturbing them. The crib comes with 2" solid rubber commercial grade locking casters and a 3" thick mattress. Meets all ASTM and CPSC standards. GreenGuard Certified. 5-year manufacturer warranty. **Dropship items.**

- *#21210 Natural Wood Finish \$349.95 ea
- *#21211 White Wood Finish..... \$349.95 ea
- *#21212 Natural Wood Finish w/Mirror..... \$349.95 ea



DROP-GATE CLEAR VIEW SAFETY CRIB

The Angeles' Drop-Gate Clear View Safety Crib is ideal for childcare centers. This hardwood crib features clear panels on each end, so you can safely monitor sleeping children without disturbing them. The drop gate and piano hinge make this crib safe for both you and the child. The crib comes with 2" solid rubber commercial grade locking casters and a 3" thick mattress. Meets all ASTM and CPSC standards. GreenGuard Certified. 5-year manufacturer warranty. **Dropship items.**

- *#21213 Natural Wood Finish \$369.95 ea
- *#21214 White Wood Finish..... \$369.95 ea
- *#21215 Natural Wood Finish w/Mirror..... \$369.95 ea



COMPACT REPLACEMENT CRIB MATTRESS

Angeles' three-inch thick Compact Crib Mattress fits all Angeles cribs. The commercial grade vinyl cover resists mold and mildew and is easy to wipe clean. Antimicrobial and non-allergenic material makes this mattress safe for everyone. Meets flammability standards. 1-year manufacturer warranty. **Dropship item.**

- *#21216 \$69.95 ea



ORGANIC COMPACT CRIB SHEET

Angeles' Organic Compact Crib Sheets are made from 100% soft, organic cotton. They are machine washable and will fit all Angeles Crib Mattresses.

- #21217 White.....\$11.95 ea



KUDDLE-UP ELEPHANT BABY BLANKET

Babies will definitely cuddle into these all-cotton, flannelized blankets. So soft, warm and fluffy, they work wonderfully as attractive crib or receiving blankets.

- #61313 Elephant Print, 30" x 40..... \$2.95 ea

*These items are dropshipped direct from manufacturer. Please allow additional time for delivery.

Ready Room & Stools



LAMINATE COLORS		
NATURAL	DARK CHERRY	MAPLE
MELLOW APPLE	DRIFTWOOD	AZTEC BLUE
SLATE GRAY	GRAY	FOSSIL
VINYL COLORS		
SLATE BLUE	WEDGEWOOD	ROYAL BLUE
WILLOW	PALM COAST	CAPPUCCINO
CANYON	CREAM	WARM GRAY
BURGUNDY	TOMATO	YELLOW
PURPLE GRAY	SOFT JADE	GUNMETAL
DESERT TAN	ALLSPICE	BLACK

CLINTON READY ROOM

The best and most affordable way to quickly furnish school nurse's area all for a single price. What you see is what you get: recovery couch; 48" wall and base cabinets with stainless steel sink and faucet; single, stainless steel glove box holder; 5-leg pneumatic stool; stainless steel waste receptacle and coordinating padded side chair. Please specify color on items 1,2,3,4 and 6. 5-year limited manufacturer warranty.

1. Chrome Leg Couch

- Steel frame construction for strength and durability
- Non-adjustable wedge headrest
- Paper dispenser included
- 250 lbs. load capacity under normal use
- **Please specify color at time of order**

2. Wall Cabinet with 2 Doors

- 1 adjustable shelf
- Concealed, self-closing, adjustable, door hinges
- Easily mounts with hook and wall rail system
- **Please specify color at time of order**

3. Base Cabinet with 4 Doors & 2 Drawers

- 2 adjustable shelves
- Optional sink and faucet included
- Adjustable, self-closing doors and drawers
- Concealed, self-closing, adjustable, door hinges
- 3 1/2" backsplash included with top
- **Please specify color at time of order**

4. Economic, 5-Leg Pneumatic Stool

- Thick padded seat for comfort
- Easy, pneumatic height adjustment
- Premium, knit-backed, vinyl upholstery
- Maximum load capacity 250 lbs. under normal use
- **Please specify color at time of order**

5. 20 qt., Medium, Round, Stainless Steel, Waste Receptacle (5 gallons)

- All stainless steel outer shell and lid
- Step-on foot pedal operated lid
- Removable inner bucket with handle
- 2 hazardous waste labels are included
- **Not MRI compatible**

6. Black Frame Chair without Arms

- Plastic, seat back wall guard with soft surface
- 2" thick, firm foam, padded seat and backrest
- Contour seat and backrest
- Heavy duty, knit-backed, vinyl upholstery
- 300 lbs. load capacity under normal use
- **Please specify color at time of order**

7. Single, Stainless Steel, Glove Box Holder

- Open design allows for easy glove identification
- Can mount horizontal or vertical
- Mounting hardware included
- Universal size fits most glove boxes
- **Not MRI compatible**

*#82140 Clinton Ready Room (7 piece complete room)..... \$2379.00 ea



SQUARE CHROME BASE STOOL

This stool comes with a 4" thick seat that has foam padding for extra comfort. Also comes with a full chrome base and 2" casters. The premium, stain resistant, woven, knit-backed vinyl upholstery makes this stool an excellent choice for any clinic. Stool seat is 14", height range is 18.5" - 25.5". 250 lbs. capacity under normal use. 5-year limited manufacturer warranty.

*#82137..... \$129.00 ea



ROUND CHROME BASE STOOL

This stool comes with a 4" thick seat that has foam padding for extra comfort. Also comes with a full chrome base and 2" casters. The premium, stain resistant, woven, knit-backed vinyl upholstery makes this stool an excellent choice for any clinic. Stool seat is 14", height range is 18.5" - 25.5". 250 lbs. capacity under normal use. 5-year limited manufacturer warranty.

*#82138..... \$129.00 ea



5-LEG PNEUMATIC STOOL

This economical stool features pneumatic height adjustment, easy roll, dual wheel casters, great looks and an even better price point. The thick padded seat will ensure comfort. The premium, stain resistant, woven, knit-backed vinyl upholstery makes this stool an excellent choice for any clinic. Stool seat is 15", height range is 18" - 23". 250 lbs. capacity under normal use. 5-year limited manufacturer warranty.


*#82139..... \$149.00 ea

PLEASE SELECT UPHOLSTERY COLOR CHOICE AT TIME OF PURCHASE



Black Burgundy Desert Tan Palm Coast Wedgewood


*These items are dropshipped direct from manufacturer. Please allow additional time for delivery.



WORK STATION SLIDE OUT

This slide out work area is perfect for small spaces and limited counter tops. Fits any 18" or 24" cabinet.

*#88281..... \$75.00 ea



SINK WITH FAUCET

This optional stainless steel sink has a gooseneck style faucet and strainer basket. Fits any 24" or 30" cabinet.


*#88280..... \$300.00 ea

EXAM ROOM CABINETS


Preconfigured cabinet groups allow reduction in cost by using only the components required and the options that you choose. Similar to the Modular Cabinets, these cabinets can be customized to meet your desired look and efficiency regarding door, drawer, end-cap pieces and sink layout.

Choose from any of the four finishes below.


- | | |
|---|---|
| <p>Wall Cabinet with 1 Door & 2 Shelves (A)
*#88270 12 1/4"L x 19 1/2"W x 30"H..... \$329.00 ea</p> <p>Base Cabinet with 1 Drawer, 2 Doors & 1 Shelf (B)
*#88271 19"L x 26"W x 36"H..... \$639.00 ea</p> <p>Wall Cabinet with 2 Doors & 2 Shelves (C)
*#88272 12 1/4"L x 25 1/2"W x 24"H..... \$379.00 ea</p> <p>Base Cabinet with 1 Drawer, 2 Doors & 1 Shelf (D)
*#88273 19"L x 33 1/2"W x 36"H..... \$710.00 ea</p> <p>Wall Cabinet with 2 Doors & 2 Shelves (E)
*#88274 12 1/4"L x 25 1/2"W x 30"H..... \$399.00 ea</p> <p>Base Cabinet with 2 Drawer & 3 Doors (F)
*#88275 19"L x 44"W x 36"H..... \$979.00 ea</p> | <p>Wall Cabinet with 3 Doors & 4 Shelves (G)
*#88276 19"L x 49 1/2"W x 30"H..... \$529.00 ea</p> <p>Base Cabinet with 2 Drawers, 4 Doors & Stainless Sink (H)
*#88277 19"L x 68"W x 36"H..... \$1780.00 ea</p> <p>Base Cabinet with 3 Drawers & 4 Doors (H)
(Shown with optional Stainless sink #88280 listed above)
*#88282 19"L x 68"W x 36"H..... \$1480.00 ea</p> <p>Wall Cabinet with 5 Doors & 6 Shelves (I)
*#88278 12 1/4"L x 73 1/2"W x 30"H..... \$795.00 ea</p> <p>Base Cabinet with 3 Drawers, 5 Doors & 3 Shelves (J)
*#88279 19"L x 74"W x 36"H..... \$1615.00 ea</p> |
|---|---|



Almond



Folkstone



White



Fog

*These items are dropshipped direct from manufacturer. Please allow additional time for delivery.

Treatment Tables

Choose from any eight treatment tables below that can be customized to your liking. **Tables are available in 25 different vinyl colors which can be found on page 249. Base finishes available in oak or walnut.**

BASE FINISH CHOICES:



Cherry



Walnut



Oak



Maple



SPACE SAVER EXAM TABLE

Comes with the option of an adjustable foot and headrest. Bottom shelf is used for easy storage and top has a 2" high density foam. 51" to 68"L extended x 24"W x 30"H. **Customize your top with any color on page 249. Base finish comes in oak, walnut, maple or cherry, please specify when ordering.**

*#88240..... \$579.00 ea



TREATMENT TABLE WITH CENTER SHELF

A treatment table that comes equipped with more organized storage space. Bottom shelf has a built-in center shelf while top features a 2" high density foam. Capacity: 300 lbs. 78"L x 24"W x 30"H. **Customize your top with any color on page 249. Base finish comes in oak, walnut, maple or cherry, please specify when ordering.**

*#88242..... \$594.00 ea



TAPING TABLE WITH 2-DOOR CABINET

This taping table with two doors is perfect for someone looking for concealed storage. Doors come equipped with locks and top features a 2" high density foam. Capacity: 300 lbs. 48"L x 24"W x 36"H. **Customize your top with any color on page 249. Base finish comes in oak, walnut, maple or cherry, please specify when ordering.**

*#88241..... \$709.00 ea



DELUXE TREATMENT TABLE WITH 2 FIXED STORAGE SHELVES

This treatment table comes equipped with 2 fixed storage shelves and an open shelf underneath. Constructed on a hardwood frame with a 2" upholstered top. 78"L x 30"W x 30"H. **Customize your top with any color on page 249. Base finish comes in oak, walnut, maple or cherry, please specify when ordering.**


*#87241..... \$809.00 ea



DELUXE TREATMENT TABLE WITH ENCLOSED CABINET

A treatment table that comes equipped with an enclosed cabinet in the center and open shelves on either side. Constructed on a hardwood frame with a 2" upholstered foam top. 78"L x 30"W x 30"H. **Customize your top with any color on page 249. Base finish comes in oak, walnut, maple or cherry, please specify when ordering.**

*#87242..... \$929.00 ea



DELUXE TREATMENT TABLE WITH THREE DRAWERS

This treatment table is complete with three storage drawers and an open shelf underneath. Constructed on a hardwood frame with a 2" upholstered top. 78"L x 30"W x 30"H. **Customize your top with any color on page 249. Base finish comes in oak, walnut, maple or cherry, please specify when ordering.**


*#87243..... \$919.00 ea



TAPING TABLE WITH STORAGE SHELF

Ideal for limited space this taping table is convenient for treatment of minor injuries. Comes with an open storage shelf underneath. Constructed on a hardwood frame with a 2" upholstered top. 48"L x 24"W x 36"H. **Customize your top with any color on page 249. Base finish comes in oak, walnut, maple or cherry, please specify when ordering.**

*#87220..... \$489.00 ea



TREATMENT TABLE WITH STORAGE SHELF

This treatment table is complete with an open storage shelf underneath. Constructed on a hardwood frame with a 2" upholstered top. 78"L x 24"W x 30"H. **Customize your top with any color on page 249. Base finish comes in oak, walnut, maple or cherry, please specify when ordering.**

*#87235..... \$649.00 ea

***These items are dropshipped direct from manufacturer. Please allow additional time for delivery.**

***Customize your cabinet with any color on the bottom of this page.**



SINGLE UTILITY CABINET

Utility cabinet with large easy glide drawer. Bottom section is open for easy storage of larger items. Dimensions: 18"L x 16"W x 24"H.

*#87205..... \$269.00 ea

Single Lock - Use to lock single drawers or one pair of doors.

#87237.....\$23.00 ea



PORTABLE TREATMENT CABINET

Cabinet with casters, two drawers and one door for convenient storage and easy organization of a multitude of treatment products. Dimensions: 25"L x 17 1/2"W x 32"H.

*#87210..... \$349.00 ea

Single Lock - Use to lock single drawers or one pair of doors.

#87237.....\$23.00 ea

Gang Lock - Use to lock 2-5 drawers that are horizontal from each other.

#87236.....\$64.90 ea



TRANSPORTABLE SINGLE-DRAWER WOOD UTILITY CABINET

Features white countertop surface, one drawer, one door and casters for ease of mobility. Cart ensures convenient, closed storage of medical supplies. Dimensions: 20"L x 18"W x 30"H.

*#87225..... \$319.00 ea

Single Lock - Use to lock single drawers or one pair of doors.

#87237.....\$23.00 ea



TREATMENT CABINET WITH HUTCH

This all-purpose treatment cabinet with casters features cabinet doors, work surface, two drawers and one door to store a variety of medical supplies. Dimensions: 25"L x 17 1/4"W x 60"H.

*#87215..... \$729.00 ea

Single Lock - Use to lock single drawers or one pair of doors.

#87237.....\$23.00 ea

Gang Lock - Use to lock 2-5 drawers that are horizontal from each other.

#87236.....\$64.90 ea



EXAM ROOM DESK

This exam room desk is ideal for small spaces featuring an extended storage drawer top allowing this unit to be used as a writing space when needed. Consists of high-pressure laminate and one-piece construction this unit is very durable and easy to clean. Desk includes a 2 shelf cabinet for extra storage. 31 1/2"H x 19"D x 21"W. **Not available in Walnut or Oak.**

*#87216..... \$579.00 ea



FIXED WOOD TREATMENT CABINET

Side-by-side drawers and 2-door cabinet storage space are featured in this cabinet along with large work surface area including back splash. Dimensions: 36"L x 18"W x 36"H.

*#87230..... \$599.00 ea

Single Lock - Use to lock single drawers or one pair of doors.

#87237.....\$23.00 ea

BASE AND CABINET FINISH CHOICES:



Cherry




Walnut




Oak




Maple



Almond



White




Folkstone



Fog

***These items are dropshipped direct from manufacturer. Please allow additional time for delivery.**

Cabinets & Lockers



STORAGE CABINET WITH ADJUSTABLE SHELVES

These storage cabinets come complete with fully adjustable shelves, handle or recessed three point door lock system and dependable, easy-open hinges on the doors. Models with casters have 4 ball-bearing swivel casters - 2 with brakes. Meeting the ANSI/BIFMA standards, each unit is made of a welded steel construction and has a powder coat finish. Shipped fully assembled. **Please specify a color choice at the time of purchase from the color bar below.**

*#64220 (A) 30"W x 24"D x 72"H.....	\$715.00 ea	*#64214 (C) 36"W x 18"D x 42"H.....	\$519.00 ea
*#64222 (A) 36"W x 24"D x 78"H.....	\$749.00 ea	*#64216 (C) 36"W x 24"D x 42"H.....	\$550.00 ea
*#64234 (A) 24"W x 24"D x 66"H.....	\$629.00 ea		
*#64236 (B) 36"W x 18"D x 36"H.....	\$739.00 ea	*#64210 (D) 36"W x 18"D x 72"H.....	\$579.00 ea
*#64240 (B) 46"W x 24"D x 48"H.....	\$509.00 ea	*#64212 (D) 36"W x 18"D x 78"H.....	\$599.00 ea
		*#64218 (D) 36"W x 24"D x 72"H.....	\$560.00 ea

Keyless Electronic Welded Storage Cabinet

*#64242 (E) 36"W x 18"D x 72"H.....	\$585.00 ea
-------------------------------------	-------------




STORAGE CABINET WITH PULL-OUT TRAY SHELVES


Convenient pull-out shelves on full extension ball-bearing slides. Tray design shelves (1 3/4" side/back lip, 5/8" front lip) holds 200 lbs. each and have a built in interlock system to prevent more than one shelf from opening at a time to avoid tipping. Three point locking handle/keys secure the contents. Four leg levelers to keep cabinet level on uneven surface. Powder coat finish in 17 colors. **Please specify a color choice at the time of purchase from the color bar to the right.**

*#64247 36"W x 24"D x 66"H.....	\$819.00 ea
---------------------------------	-------------

STANDARD CABINET COLOR CHOICES



PREMIUM CABINET COLOR CHOICES (\$30.00 will be added at time of order)



WELDED STEEL STORAGE LOCKERS

These designer steel lockers are built to last and are great for storing school supplies, books, backpacks, clothes, shoes and much more. **Please specify a color choice at the time of purchase from the color bar to the left.**

Features:

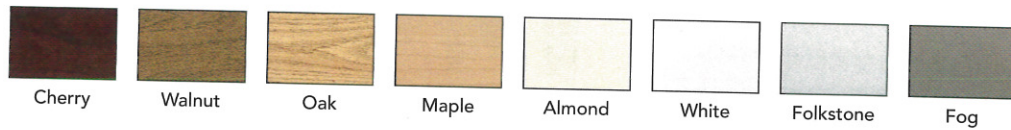
- Durable welded steel construction with a powder coat finish.
- Louvered vents on doors for proper air ventilation.
- Die cast handle accommodates a standard padlock to secure belongings.
- Single-Tier includes an inner top shelf.
- Single, Double and Triple-Tier include inner side hooks.
- Shipped fully assembled, direct from manufacturer.

Single-Tier - 15"W x 18"D x 66"H	
*#64251.....	\$459.00 ea
Double-Tier - 15"W x 18"D x 66"H	
*#64252.....	\$500.00 ea
Triple-Tier - 15"W x 18"D x 66"H	
*#64253.....	\$529.00 ea
Five-Tier - 15"W x 18"D x 66"H	
*#64254.....	\$549.00 ea

*These items are dropshipped direct from manufacturer. Please allow additional time for delivery.

STORAGE CABINET & CLOSET

BASE AND CABINET FINISH CHOICES:



STAND ALONE CABINET (LEFT)

This cabinet is built to last and has plenty of room for storage. Makes a great instant office featuring plenty of counter space, storage drawers and cabinets. Dimensions: 72"H x 50"W x 19"D.

*#78459..... \$1029.00 ea

DOUBLE DOOR STORAGE CLOSET (RIGHT)

This well-built storage closet is perfect for keeping all of your medical materials. Six shelves and hanging rod included. Two divided vertical spaces make this unit just right to accommodate individual needs. For this cabinet each door needs a single lock. Dimensions: 72"H x 36"W x 20"D.

*#87223..... \$749.00 ea



LOCKS FOR CABINET/CLOSET


Gang Lock - Used to lock 2-5 drawers that are horizontal from each other.

#87236..... \$64.90 ea

Single Lock - Use to lock single drawers or one pair of doors.

#87237..... \$23.00 ea

***Customize your cabinet with any color listed above.**



MODULAR CABINET - (WALL MOUNTABLE)

Heavy-duty, strong welded steel to provide years of service. Cabinets stack with one another like building blocks. Charcoal gray baked enamel finish is chip-proof. Transparent windows allow instant content identification. Molded-in label slot. Labels and dividers are included. Drawers constructed of polystyrene material - withstands high impact, virtually unbreakable, rust, corrosion and dent-proof. Drawers have no sharp or ragged edges which may damage contents. Removable dividers let you partition each drawer into compartments. Drawers may be removed from cabinet. A special tab at the rear of each drawer prevents spills. ALL CABINET DIMENSIONS: 17"W x 11"D x 11"H

- *#52416 15 Drawers (3 3/16" x 3 1/16" x 10 9/16")..... \$115.00 ea
- *#52909 9 Drawers w/o door (5 3/16" x 3 1/16" x 10 9/16")..... \$115.00 ea
- *#52320 20 Drawers (3 3/16" x 2 1/8" x 10 9/16")..... \$115.00 ea
- *#52109 9 Drawers w/locking plastic door (shown)..... \$156.00 ea
- *#52228 28 Drawers (2 3/16" x 2 1/16" x 10 9/16")..... \$115.00 ea

***These items are dropshipped direct from manufacturer. Please allow additional time for delivery.**


Cots & Portable Sinks



MAINE MILITARY COT

The Maine Military cot is crafted with 1 1/4" squared aircraft aluminum tubing with steel leg reinforcement. Double layer Ripstop, weather resistant canvas with matching carrying case and a generous side pouch with multiple pockets make this a sturdy, reliable cot. Holds up to 375 lbs. Dimensions: 84"L x 30"W x 18"H.

#93812.....\$99.00 ea



THE EASYCOT

Easy to setup and easy to store, the EasyCot is an incredibly easy to use, full-sized cot. Simply remove the cot from its carrying bag, and open it up in less than one minute without any loose parts. Constructed with welded steel legs, 600 denier polyester, and multiple fabric reinforcements. Holds up to 330 lbs. Dimensions: 79"L x 32"W x 17"H.

#93813.....\$79.95 ea



after disassembling

SPACE SAVER COT

This cot offers comfort and convenience with its ability to fold up to 1/4 of its size for better storage. Constructed of a rugged thick-wall polished aluminum frame and Dacron Cover, the Space Saver cot comes complete with carrying bag. Holds up to 250 lbs. Dimensions: 75"L x 24"W x 7"H.

#93811.....\$78.00 ea



PREMIER SINGLE ABS BASIN PORTABLE HOT AND COLD WASHING STATION

The Premier is a self-contained ADULT height portable hand-washing station with hot and cold running water at your fingertips. It is specifically designed to help you comply with licensing and health requirements for hand-washing. No assembly required; shipped to you ready to unpack, add water and plug in. Unit also includes Quick Connect, long faucet handles, locked cabinet and swivel casters. Plugs right into a standard 110V electrical outlet.

Includes:

- Hot and Cold Water System
- Exclusively designed germ-resistant, ABS top
- Elegant, durable, locking cabinet
- One 5-gallon Fresh water tank
- One 6-gallon Waste water tank
- Exclusive Quick Connect Water Supply
- GFCI plug and outlet protection
- Swivel casters, front two are locking

Dimensions:

39"H x 25.5"W x 17.5"D
ABS Basin is 14.5"L x 11"W x 6"D

*#32731 ABS Station\$1585.00 ea

*#32732 Stainless Steel Station\$1650.00 ea



LIL' PREMIER SINGLE ABS BASIN PORTABLE HOT AND COLD WASHING STATION

The Lil' Premier is a self-contained PRESCHOOL height portable hand-washing station with hot and cold running water. It is specifically designed to help you comply with licensing and health requirements for hand-washing. No assembly required; shipped to you ready to unpack, add water and plug in. Unit also includes Quick Connect, long faucet handles and swivel casters. Plugs right into a standard 110V electrical outlet.

Includes:

- Hot and Cold Water System
- Exclusively designed germ-resistant, ABS top
- Elegant, durable, locking cabinet
- One 5-gallon Fresh water tank
- One 6-gallon Waste water tank
- Exclusive Quick Connect Water Supply
- GFCI plug and outlet protection
- Swivel casters, front two are locking

Dimensions:

29"H x 25.5"W x 17.5"D
ABS Basin is 14.5"L x 11"W x 6"D

*#32733 ABS Station\$1560.00 ea

*#32734 Stainless Steel Station\$1625.00 ea



EZ-FILL-N-ROLL KIT

Less effort is required when filling and moving water tanks with the EZ-Fill Kit. Fill tube (FDA approved) features versatile rubber adapter to fit most faucets. This kit helps reduce lifting full water tanks to water source. Easy-to-roll tank dolly with non-skid strips nestles up to the sinks for easier tank movement and placement. **Water hose and dolly only.**

*#32735.....\$62.00 ea



*These items are dropshipped direct from manufacturer. Please allow additional time for delivery.



HAUSMANN ECONOMY AIR-LIFT STOOL

This stool features a single lever height control handle and air-spring pneumatic height adjustment from 20" to 27". 16" diameter seat with 3 1/2" thick foam is available in 6 standard colors. The base is a durable 5-leg black composite material with (5) 2" twin wheel black nylon casters. Upgraded stool comes with a 10" x 15" padded headrest and adjusts with 360 degree control ring. 250 lb weight capacity.

- *#82205 (A) \$163.00 ea
- Economy Air-Lift Stool with Backrest
- *#82206 (B) Black Only \$289.00 ea



HAUSMANN REVOLVING STOOL WITH FOOT RING

This stool features chrome steel with a round foot ring and (4) 2" twin wheel black nylon casters. Stool height range of 18" to 24" can be adjusted by rotating the 16" padded vinyl top. Stool is available in 6 standard vinyl colors.

- *#82207 \$175.00 ea

*Color choices are for stools and chairs.



HAUSMANN HEAVY DUTY AIR-LIFT STOOL

This heavy-duty stool has a 400 lb weight capacity. The 4" stroke cylinder allows for height adjustment from 20" to 24" controlled by a "D" chrome handle. The aluminum 5-leg base features (5) 2 1/2" twin wheel gray nylon casters. The 16" diameter seat features 3 1/2" thick foam and is available in 6 standard colors.

- *#82208 \$265.00 ea

PLEASE SELECT UPHOLSTERY COLOR CHOICE AT TIME OF PURCHASE



SECA 354 ELECTRONIC BABY SCALE

Two scales in one! The Seca 354 baby scale has a comfortable weighing tray and fine graduation of 0.5 oz. This scale can quickly be converted into a floor scale for children with a capacity of 44 lbs. with a quick touch of a button. Weighing tray and base lock securely together to ensure safety when used to weigh babies. Lightweight and easy to transport. The scale has simple operation buttons and features automatic-switch-off. Runs on 4 AA batteries.

- *#40214 Seca 354 Baby Scale \$249.00 ea
- *#40217 Carrying Case \$72.99 ea
- #25122 AA Alkaline 4/pkg \$4.89 pk



BABY CHANGING TABLE

Affixed to the wall, this table easily pulls down for use. Smooth curved design with large, deep bed and adjustable safety belt. 28 1/4"L x 19 1/2"W.

- *#58003 Baby Changing Table \$319.00 ea
- *#58009 Liners 320 per case \$139.00 cs



FOLDING CART

This cart comes complete with chrome plated frame. All basket holders are epoxy coated. 4" rubber casters. Cart capacity is 50 lbs. 19 1/2"L x 30"W x 39"H.

- Folding Cart
- *#10369 \$386.00 ea



FOOT STOOL

This foot stool is lightweight yet sturdy and has a black rubber platform. 1" chrome steel legs with black crutch tips that have a "no slip" design.

- #74305 Foot Stool \$39.95 ea



FOOT STOOL WITH HANDLE

This foot stool is lightweight yet sturdy and has a black rubber platform. 1" chrome steel legs with black crutch tips that have a "no slip" design. Available with handle.

- #74322 Foot Stool with Handle \$59.95 ea



HEAVY DUTY STEP STOOL


Step stool has rubber casters which allow for easy movement. Casters retract when weight is applied. Stays in place with non-skid bottom ring. 16"D x 13"H.

- #39200 Beige \$109.00 ea


*These items are dropshipped direct from manufacturer. Please allow additional time for delivery.

Barjan Curtains

BARJAN CUSTOM CUBICLE CURTAINS



Choose from 20 different colors:



Create a more private and professional look to any space. These custom made curtains can be made to fit your specific requirements offering both dignity and comfort. Made from inherently fire retardant fabrics that meet all fire codes. Mesh framed for beauty and added strength, stitching is the same on both front and back with metal grommets anchored thru four layers of fabric and material. Curtains are machine washable and are available with the SafeGuard hanging system. Choose from multiple colors above.

To receive a custom quote, simply fill out the easy questionnaire below in its entirety and draw a diagram according to the instructions. Once you've completed your form and drawings please fax them to **800-485-2738** so we may better assist you.

School Nurse Supply Cubicle Curtain Questionnaire

- Please fill out form completely -

1. What is your ceiling height? _____
2. Do you require track? _____
IF #2 IS 'NO' PLEASE MAKE SURE TO ANSWER #3
3. What are your track dimensions? _____
(Include a separate diagram if necessary)
4. Does or will your track layout interfere with any light fixtures, AC/ducts, sprinklers heads, etc? Yes No

Type of Installation

How will the track be mounted?

- (1) Direct to ceiling
- (2) Suspended ceiling
- (3) Other _____

Ceiling or Wall Surface

- (1) Drop/Suspended
- (2) Metal
- (3) Sheetrock
- (4) Ceiling Tile
- (5) Other _____

Fabric Color _____

Name of School _____

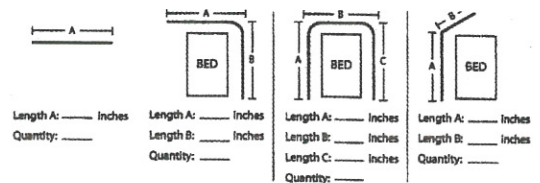
Contact _____

Phone number _____

Fax number _____

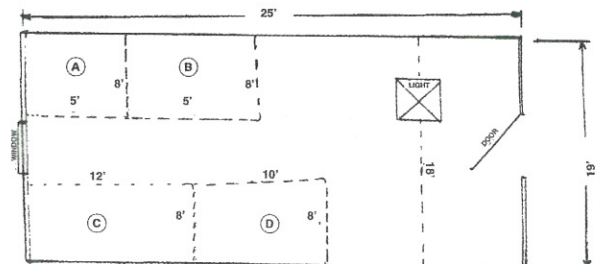
How to measure and layout Privacy/Cubicle Curtains and Track

1. Draw a suggested or existing track layout. Dimensions should include measurements of each track leg, room measurements and placement of cot/treatment table. (This will assist your installer to assemble & place the components in the proper location)
2. Label each area.
3. Check to see if layout goes across or interferes with lighting, fixtures, a/c vents, sprinklers, etc. Please draw a quick sketch of your layout.



If Track Already Exists: just measure each track leg and ceiling height.

Example of TRACK LAYOUTS:





PORT-A-WALL PORTABLE ROOM DIVIDER

This light-weight, portable privacy wall sets up in minutes, requiring little or no assistance. The Port-A-Wall is constructed of durable non-metal materials that can be put together without the use of tools. When disassembled, pack loose parts into the handy carrying case for easy travel or storage. Weighs 5 lbs.

Dimensions: 72"W x 70"H

- #28604 Port-A-Wall - Green.....\$68.50 ea
- #28605 Port-A-Wall - Blue.....\$68.50 ea



TELESCOPIC CURTAIN

This curtain system provides unobstructed privacy by telescoping out from the wall 39" to 90" and it pivots 180 degrees. The curtain is flame retardant bacteriostatic 6-mil vinyl with brass grommets for added strength and durability. Includes wall bracket.

Overall Height: 72" (183 cm)
 Overall Width: 40"-92.5" (101.6-235 cm)
 Frame Type: Powder Coated Steel & Aluminum
 Weight: 7 lbs (3.6 kg)

- *#28312 Telescopic Curtain..... \$125.00 ea
- #28313 Replacement Curtain.....\$88.00 ea



STANDARD SIZE 3-PANEL SCREEN

For smaller spaces, the standard size screen still provides you with the privacy that you need. Comes standard with replaceable, fire resistant vinyl panels and casters. Extends to 48" and stands 68" x 19" x 2 1/2" when folded. Weighs 8 lbs.

- *#28602 Standard 3-Panel Screen..... \$165.00 ea
- *#28603 Replacement panel.....\$17.95 ea



FOLDING PANEL SCREENS

This folding panel screen has a light-weight aluminum frame that opens easily to full width without failing. The standard vinyl curtain comes in a flame retardant bacteriostatic fabric that can be easily cleaned and replaced as needed.

Overall Height: 67.5" (175 cm)
 Overall Width: 60.5" (152 cm)
 Frame Type: Clear Coat Aluminum
 Weight: 7 lbs (4.1 kg)
 Single Panel Width: 20" (51 cm)

- *#28593 Folding Panel Screen..... \$122.00 ea
- #28619 Replacement Panel.....\$9.95 ea



3 PANEL SCREEN WITH CASTERS

This 3 panel privacy screen features flame retardant bacteriostatic 6-mil vinyl curtains. The casters easily convert to use the included crutch tips. The panels are hinged to allow for easy storage and multiple configurations.

Overall Height: 70" (175 cm)
 Overall Width: 79" (208 cm)
 Frame Type: Powder Coated Steel
 Weight: 25 lbs (11.3 kg)
 Base Size: 27" (68 cm) x 20" (50 cm)
 Single Panel Width: 27" (69 cm)

- *#28464 3 Panel Screen..... \$168.00 ea
- #28618 Replacement Panel.....\$21.95 ea




KING SIZE 3-PANEL SCREEN

With a feather-lite, sturdy 3/4" anodized aluminum frame, these screens are on casters, making it easy to transport and extend to any position. The replaceable vinyl panels are easy to clean and are fire resistant. The king size length covers 85" and stands 68" x 31" x 2 1/2" when folded. Weighs 9 lbs.

- *#28600 King Size 3-Panel Screen..... \$219.00 ea
- *#28601 Replacement panel.....\$17.95 ea

*These items are dropshipped direct from manufacturer. Please allow additional time for delivery.

Health o meter Professional Scales



**FREE
DRUG BOOK**
\$39.95 VALUE

HEALTH O METER PROFESSIONAL 500KL SCALE

The 500KL eye level digital scale is a market leader, providing you with all the information you need at an easy-to-read height. Features include EMR connectivity via USB, 1" LCD display, LB/KG conversion and lock out, Body Mass Index (BMI), Zero Out/Tare, Auto Zero/Off and wheels for ease of movement.

Capacity: 500 lbs x .2 lbs
Weight: 25 lbs
Dimensions: 13 3/4" x 16 1/2" x 54"
Height Rod: 30" - 84 1/4"
Power Supply: 6 AA batteries (included), AC Adapter (optional)
Warranty: 2 year limited



- #28275 500KL Scale \$399.00 ea
- #28276 Optional AC Adapter.....\$39.00 ea
- #25122 AA batteries (4/pkg).....\$4.89 pk




**FREE
MOBI DIGITAL
THERMOMETER**
\$28.95 VALUE

HEALTH O METER PROFESSIONAL 499KLHR SCALE

The slim design of this waist high digital scale fits in any office. Features low profile platform, attached height rod, BMI calculations, LB/KG conversion and wheels for ease of movement. Runs on 6 AA batteries (included).

Capacity: 500 lbs. x .2 lbs.
Weight: 22 lbs.
Platform Dimensions: 13" x 16" x 2 23/64"
Height Rod: 23 5/8" - 84"
Power Supply: 6 AA batteries (included) AC Adapter (optional)
Warranty: 2-year limited

- *#28254 499KLHR Scale \$475.00 ea
- #25122 AA batteries (4/pkg).....\$4.89 pk



**FREE
CHART SET**
\$27.50 VALUE

HEALTH O METER PROFESSIONAL 402KL SCALE

The 402KL is a great scale for the nurse's office. Features include a non-slip platform, fixed beam with pounds and kilos on both sides, optional wheels, maximum capacity of 390 lbs, powder-coated non-rust finish and a professional dual reading height rod.

Capacity: 390 lbs x .25 lbs
Weight: 43 lbs
Dimensions: 10 1/2" x 20 1/8" x 58"
Height Rod: 24" - 84"
Warranty: 10 year limited

- *#28225 No Wheels & height rod..... \$239.00 ea
- *#28230 With Wheels & height rod..... \$249.00 ea



**FREE
FIRST AID KIT**
\$24.95 VALUE

HEALTH O METER PROFESSIONAL 498KL SCALE

This large capacity remote display digital scale has a wide, low-profile platform with a non-skid mat for stable, comfortable measurement. Features include: BMI, EMR capable, KG/LB conversion, 1" display and 2-year warranty.

Capacity: 500 lbs.

- #28265 498KL Scale \$349.00 ea
- #28267 Carrying Case.....\$75.00 ea
- #28276 Optional AC Adapter.....\$39.00 ea
- #25122 AA Batteries (4/pkg).....\$4.89 pk



**FREE
DICE GAME**
\$24.95 VALUE

HEALTH O METER PROFESSIONAL 349KLX SCALE

This digital floor scale has a low profile to offer a more comfortable and stable weighing experience. The versatile remote display can be placed on a table or wall mounted. Features include: 1/2" LCD wall-mountable display, LB/KG conversion, Zero Out/Tare and Auto Zero/Off. Runs on 6 AA batteries (included) or an optional AC adapter.

Capacity: 400 lbs x .2 lbs
Weight: 10 lbs
Platform Dimensions: 12" x 12 1/4" x 2 1/4"
Height Rod: Optional PORTROD
Power Supply: 6 AA batteries (included) AC Adapter (optional)
Warranty: 1 year limited

- #28250 349KLX Scale \$229.00 ea
- #28267 Carrying Case.....\$75.00 ea
- #28251 Optional AC Adapter.....\$39.00 ea
- #25122 AA Batteries (4/pkg).....\$4.89 pk



**FREE
THERMOMETER**
\$8.29 VALUE

HEALTH O METER PROFESSIONAL 880KL SCALE

This heavy-duty floor scale is a perfect fit for any home or office. Features include a low-profile, non-slip platform, maximum capacity of 440 pounds, large 2 1/2" LCD display screen and a 10-second weight hold. Runs on 2 3-volt lithium batteries (included).

Capacity: 440 lbs. x .2 lbs.
Weight: 42 lbs.
Platform Dimensions: 17" x 13" x 1 3/10"
Height Rod: Optional PORTROD
Power Supply: 2 3-Volt lithium batteries (included)
Warranty: 1-year limited warranty

- *#28253 880KL Scale \$179.00 ea

*These items are dropshipped direct from manufacturer. Please allow additional time for delivery.



HEALTH O METER PROFESSIONAL HEIGHT ROD (PORTROD)

This wall mounted height rod can be used alongside any Health o meter Professional scale. With this easy-to-use tool, you can accurately measure a patient's height in seconds. Measures a range of 23 5/8" - 83".

#28287 PORTROD..... \$129.00 ea



WALL MOUNTED TELESCOPIC METAL HEIGHT ROD

This wall mounted height rod can be used alongside any Health o meter Professional scale. The attached footpiece serves as a guide for heel placement and ensures accurate measurements. Measures a range of 2" - 90".

#28286 Wall Mounted Height Rod.. \$247.35 ea



HEALTH O METER PROFESSIONAL 160KL LARGE DIGITAL SCALE

With a new, higher weight capacity this mechanical floor scale features an 8" raised dial, showing weight in both pounds and kilograms. 5 color-coded removable weight minders, and a non-slip textured mat, make this versatile scale perfect for any office. 400 lb. capacity.

#40552 160KL Scale.....\$97.50 ea



HEALTH O METER PROFESSIONAL 800KL SCALE

This low-profile, digital floor scale has a large, stable and easy-clean plastic platform, on an all metal base, and weighs in both kilograms and pounds. It has a large 1.5" LCD display that will show a weight measurement up to 5 seconds after you step off the scale. Comes with a long-lasting replaceable lithium battery. 397 lb. capacity.

#28260 800KL Scale.....\$61.50 ea
 #28267 Carrying Case.....\$75.00 ea
 #8420 Replacement Battery (x2).....\$7.40 pk



OMRON DIGITAL FLOOR SCALE

This scale offers multiple weight sensors that measure up to 400 lbs. and to the nearest 0.2 lbs. for maximum accuracy. Also features automatic on/off function saves energy, just step on the scale. Ultra slim design, lightweight and extra large glass platform adds stability. Runs on 1.3V lithium battery (included). 1 year limited warranty. Dimensions: 11 3/4" x 11 3/4"

#28269 Digital Floor Scale.....\$42.50 ea



OMRON DIGITAL FULL BODY COMPOSITION MONITOR SCALE WITH HAND GRIP

The Full Body sensor Body Fat Composition Monitor and Scale is a breakthrough device to measure your body composition at home. It measures 5 fitness indicators monitoring weight, body fat, visceral fat, BMI and skeletal muscle of patients 40"-78" tall ages 10-80. This scale uses 6 advanced sensors; 2 for your hands and 2 for your feet. Clinically proven to be as accurate as expensive medical devices professionals use. The capacity of the scale is 330 lbs. and runs on 4 AA batteries (included). Dimensions: 12" x 13". 1 year limited warranty.

#28263..... \$110.00 ea
 #25122 AA Alkaline Batteries (4/pkg)...\$4.89 pk



IHEALTH DIGITAL WIRELESS BODY ANALYSIS SCALE

This Scale uses 4 electronic sensors, as well as a set of proprietary algorithms to measure body composition. By standing still on the sensors with bare feet, it can accurately measure 9 different body components including weight, fat, lean mass, muscle mass, bone mass, body water, daily calorie intake (DCI) and visceral fat rating. Data is displayed on the scale and automatically sent wirelessly to your smartphone or tablet via the free iHealth MyVitals app. The capacity of the scale is 330 lbs. Dimensions: 14.96" x 12.2" 1 year limited warranty.

#28221..... \$135.00 ea
 #25122 AA Alkaline Batteries (4/pkg)...\$4.89 pk



BODY FAT ANALYZER

Emits infrared rays into human body (skin, fat and muscles), and estimates the percentage of fat in organic tissue by analyzing the absorption rate of infrared energy by the human body. Measuring range of 7% - 50%. Includes body fat analyzer, matching carrying case, battery & instructions.

#34621.....\$32.50 ea



OMRON BODY FAT ANALYZER

Measurement of body fat composition is the key to long-term exercise success. The Omron hand held body fat analyzer is an affordable and easy way to measure body fat in the privacy of your own home. After inputting the data, a measurement can be started by simply holding the grip electrodes and pressing the START button.

#71300 Body Fat Analyzer.....\$49.50 ea

seca Stadiometers & Scales



SECA STADIOMETERS

(A) seca 216 Wall Mounted Stadiometer

The seca 216 has a variable scale with a range of 1.4" to 90" that is inserted into a 55.3" frame. The plastic frame is simply mounted on the wall at the desired height. As the user can choose the range shown in the frame, the seca 216 is suitable for measuring children or adults. The results are clearly displayed in a window on the side of the rod and held in place by the locking screw on the head piece.

- #40216 *seca 216*..... \$134.00 ea
- #40256 *Replacement Headpiece*..... \$59.00 ea

(B) seca 213 Portable Stadiometer

The measuring rod can be dismantled into several pieces and set up easily and quickly. The spacer keeps the rod straight and stable without any fittings. As the scale is printed along the side of the measuring rod, it is easy to read off the result while measuring, thus guaranteeing precise results - up to a height of 81".

- #40222 *seca 213*..... \$219.00 ea
- #40223 *Replacement Headpiece*..... \$58.75 ea
- #40224 *Carrying Case*..... \$52.50 ea

(C) seca 222 Stadiometer with Large Measuring Range

Mechanical telescopic measuring rod with large measuring range (2"-90") is wall-mountable, and aligned to measure to the exact millimeter from head to toe. The measuring rod ensures that the result can be easily read at eye level, even for the tallest patient. When not in use, the measuring slide can be folded down for safety.

- #40218 *seca 222*..... \$269.00 ea
- #40219 *Replacement Headpiece*..... \$37.95 ea

SECA SCALES

(D) seca 700 with Wheels

This mechanical column scale, with eye-level beam is precise, robust and convenient. Features 1/8 lbs graduation and a capacity of 500 lbs. A flat, large platform combined with a seca 220 measuring rod (24" to 78") provide for time-saving weighing and measuring all in one step. Equipped with integrated transport casters for mobile use.

- *#28024 *seca 700*..... \$348.00 ea

(E) seca 769 Digital BMI Scale with Height Rod


This digital column scale is versatile, low-maintenance and site-independent with economic battery operation. With its transport casters, the scale is also easy to move around. BMI function permits reliable evaluation of the nutritional condition of the patient. The 450 lbs capacity scale comes complete with a seca 220 height rod.

- *#17037 *seca 769*..... \$379.00 ea
- #17038 *A/C Adapter*..... \$59.00 ea
- #25122 *AA Alkaline Batteries (4/pkg)*..... \$4.89 pk

(F) seca 703 High Capacity Column Scale with Wireless Transmission

With a NEW capacity of 660 lbs, the seca 703 has a large cast iron base and anti-tip column design. At the touch of a button, height and weight measurements can be used to determine the patients BMI. Transfer measurements wirelessly to a seca PC printer or your EMR system via the FREE seca 456 USB adapter! seca 220 measuring rod is also included.

- *#17035 *seca 703*..... \$579.00 ea
- #17038 *A/C Adapter*..... \$59.00 ea
- #25122 *AA Alkaline Batteries (4/pkg)*..... \$4.89 ea



SECA 869 FLAT SCALE WITH CABLE REMOTE DISPLAY

The compact seca 869 offers a 6.5 ft cable remote display that can be set up separately from the base. With a weighing capacity of 550 lbs the scale also calculates BMI, offering enhanced nutritional information for the nurse and student.

- *#17030 *seca 869*..... \$490.00 ea



FREE BMI Poster with your purchase of any seca scale! (A \$25 Value)

FREE seca 456 USB adapter with your purchase of a seca 703 Scale! (A \$150 Value)

Enhance your examinations with the press of a button and wirelessly transmit weight and height measurements directly to your printer or PC. Within seconds an informative printout (the seca Directprint) is automatically generated with information on the patient's nutritional condition.



***These items are dropshipped direct from manufacturer. Please allow additional time for delivery.**



DETECTO PD100 PRODOC SCALE

This low-profile scale comes complete with remote display. The remote display is wall or desk mountable and comes with a bracket for your office or exam rooms. This unit is fully portable with an optional carrying case. **Capacity: 480 lbs.**

- #28140 PD100..... \$459.00 ea
- #28141 Carrying Case..... \$59.00 ea
- #28146 Power Adapter..... \$67.25 ea



DETECTO PD200 PRODOC SCALE

This space-saving scale is great for the exam room or your office. Features a raised weight platform for convenient viewing while on the scale. Adjustable, locking feet and bubble level assures accurate weighing every time. **Capacity: 480 lbs.**

- *#28142 PD200..... \$439.00 ea
- #28146 Power Adapter..... \$67.25 ea



DETECTO D350 FLOOR SCALE

The precision movement of this sturdy low-profile scale with circular display guarantees exact results with a timeless look. Features a powder-coated steel casing, spacious tread area, easily wipes clean, galvanized, corrosion-free frame and parts. **Capacity: 350 lbs.**

- *#28126 D350..... \$104.00 ea



DETECTO WEIGH BEAM EYE-LEVEL SCALE

Professionally built scale you can depend on for day to day and year after year use. This basic physicians scale features a capacity of 400 lbs. and a height rod graduated in inches and centimeters from 30" to 78". Die-cast beams are easy to read from front or back. Options include with or without wheels. **Capacity: 400 lbs.**

- #28120 No Wheels \$245.00 ea
- #28125 With Wheels... \$259.00 ea



SOLO DIGITAL CLINICAL SCALE

DETECTO's Solo scale is the most economical, high-quality digital physician scale with height rod available. The Solo scale features 550 lb. capacity, 14" W x 15" D x 2.4" H low-profile platform, inline mechanical height rod (measures 30" to 84.5"), eye-level weight display and column, one-in-high LCD readouts, Body Mass Index calculation, integral wheels for mobility and convenient audible beep confirmation. The Solo scale is powered by 6 AA batteries, which are included or an optional AC adapter (not included). **Capacity: 550 lbs.**

- Solo Scale
- *#28148..... \$389.00 ea
- Power Adapter
- #28146..... \$67.25 ea
- AA Alkaline Batteries (4/pkg)
- #25122..... \$4.89 pk



APEX EYE-LEVEL DIGITAL CLINICAL SCALE WITH MECHANICAL HEIGHT ROD

DETECTO's APEX scale features inline mechanical height rod and an extra-wide, flat platform measuring 17" W x 17" D x 2.75" H. The APEX scale features 600 lb. capacity, 0.75" high clinical-blue LCD weight readouts, BMI calculation, AC or battery power (not included), dual wheels for transport and sturdy column construction. The scale assembles quickly right out of the box in just a few easy seconds (no tools required). 12 AA batteries (not included). **Capacity: 600 lbs.**

- APEX Scale
- *#28149..... \$599.00 ea
- Power Adapter
- #28153..... \$67.00 ea
- AA Alkaline Batteries (4/pkg)
- #25122..... \$4.89 pk



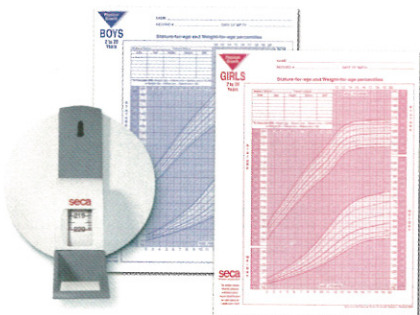
FREE-STANDING PORTABLE HEIGHT ROD STADIOMETER

DETECTO's Portable Height Rod is simple to set up and easy to use. There's no wall fastening necessary and it may be positioned against a wall or completely free standing due to its large floor plate. Two spacers provide additional stability when placed against a wall. It measures from 4.5" to 81". An optional carrying case with shoulder strap is available that fits the stadiometer.

- PHR Stadiometer
- #28151..... \$279.00 ea
- Carrying Case
- #28152..... \$92.00 ea

*These items are dropshipped direct from manufacturer. Please allow additional time for delivery.

Growth Charts



HITE ROLLER - WALL MOUNTED MEASURING TAPE

An all purpose measuring device (0" - 81") that is economical and mounts easily to the wall. When its not in use it tucks away in its own case.

#40208 Hite Roller\$69.95 ea

GROWTH CHART PADS


Growth charts for boys (blue) and girls (pink) for tracking length/height, weight, head circumference and Body-Mass-Index percentiles by age.

Boys - (Blue)

#40245 100 sheets per pack..... \$29.50 pkg

Girls - (Pink)

#40246 100 sheets per pack..... \$29.50 pkg



BMI WHEEL

This body mass index effectively calculates for both children (20 lbs to 80 lbs) and adults (80 lbs to 350 lbs) with an accuracy of within 1/10th of a BMI unit. Each wheel includes a protective envelope.

#34634 Wheel \$4.95 ea



SCOLIOMETER

Easy to use, accurate device used to measure degree of spine curvature. Includes storage pouch.

#34628.....\$47.95 ea



HEAD CIRCUMFERENCE MEASURING TAPE

Made of non-stretch, durable material, this measuring tape has 3 slots for easy, one-handed measuring in metric and English increments. 24" long and latex free.

#34637.....\$2.19 ea



FOREST FRIENDS GROWTH CHART

This cute and fun growth chart has a tree that stands 6 feet tall. Cute bugs, creatures and Nurse Wise sit atop this bright and colorful growth chart. Chart is 10" wide and measures up to 6 feet tall.

#10629.....\$7.95 ea

BUILDING GROWTH CHART

From the dirt of the earth to the clouds in the sky this growth chart pictures that and everything in between. Chart is 12" wide and measures up to 6 feet tall.

#10630.....\$7.95 ea



SECA 201 ERGONOMIC CIRCUMFERENCE MEASURING TAPE

Measures girth with precision, while high-quality mechanics guarantee that the 80 inch-long tape unwinds easily and locks in place precisely. The housing sits comfortably and securely in the user's hand and is tough enough to withstand accidental dropping.

#40201 seca 201\$55.00 ea



SECA BMI CALCULATOR

For an accurate BMI calculation this is the perfect tool and its solar powered. 4 basic calculator functions available.

#34640.....\$49.00 ea



SECA 210 MOBILE MEASURING MAT

The lightweight, space-saving solution for easy, precise measurement of the length of babies and toddlers while lying down. The fixed head piece and the sliding foot positioner make it simple to use. Kind to the skin, washable, foldable with fitting for storing on wall.

#40213 seca 210.....\$169.00 ea



MOTOROLA TALKABOUT TWO WAY RADIO

This two way radio is perfect for any emergency preparation kit. Radios have up to a 35 mile range with 22 channels each with 121 privacy codes for superior interference protection. Radios have 11 weather channels (NOAA) with alert feature, built-in flashlight and ViciaCall vibration alert or 20 different call tones including an emergency alert button for distress calls. Comes with hands free ivonx system and a Mini-USB port for convenient charging.

#55976 Motorola Talkabout..... \$89.00 pr



DIGITAL ULTRA AUDIO MONITOR

This wireless audio monitor utilizes the latest technology to deliver superb static-free sound. Has a transmission range up to 1000 ft outdoors and 300 ft indoors. Some other features include out-of-range and low battery alert, rechargeable battery, AC power adapter and backlit LCD display. It's belt clip and compact design makes this unit portable and easy to carry.

#55981 Digital Ultra Audio Monitor..... \$44.95 ea

Upholstery Color Choices for ADA Hi-Lo Power Plinth Table



A



B

CRANK HYDRAULIC CHANGING/TREATMENT TABLE (A)

The crank hydraulic adjusts table from 20" wheelchair height to 30" high. Black powder coated steel frame comes complete with laminate shelf. 16" leg rest extends to give an overall top length of 68".

Dimensions: 52-68"L x 30"W x 20-30"H

*#55983.....\$2495.00 ea

*Please indicate COLOR CHOICE when ordering. Express ship option in DOVE GRAY only.

ADA HI-LO POWER PLINTH TABLE (B)

This motorized table hydraulically lowers to 20" for wheelchair transfer and elevates up to 30" high. With a bariatric 600 lb. lift capacity, table is controlled by a "hands-free" foot control pedal.

Dimensions: 72"L x 30"W x 20-30"H

*#55984.....\$2379.00 ea

*Please indicate COLOR CHOICE when ordering.

*These items are dropshipped direct from manufacturer. Please allow additional time for delivery.



RAISED TOILET SEAT

These seats are designed for those who have difficulty sitting down or standing up from the toilet. Adds 4 1/2 inches to the seat height, reducing bending effort. Front clamping mechanism locks securely to the toilet and prevents shifting of the seat. Available with or without handle.

#59400 Seat without handle.....\$28.00 ea
#59401 Seat with handle.....\$39.00 ea



VERSAFRAME

Versaframe is designed to add support and enhance safety while toileting. Contoured waterfall armrests are designed to add comfort and provide an excellent gripping surface. Arm height adjusts from 28" to 32" and the width adjusts from 18" to 21". 300 lb. weight capacity.

#59402 Toilet Safety Rails.....\$54.00 ea



TRANSFER BELT

Help reduce the risk of injury with this lightweight, comfortable foam padded belt. Provides security when transferring someone to or from a bed, chair, toilet or car. Multiple nylon straps offer a variety of holding positions. Hand washable.

#59403 Medium, 46" - 48"..... \$44.50 ea

Refrigerators & Microwaves



MAGIC CHEF 1.6 CUBIC FOOT REFRIGERATOR/FREEZER

All of your compact refrigeration storage needs are met with this 1.6 cu. ft. capacity refrigerator with smooth back design. It features a reversible door to swing either left or right, a small freezer compartment and full temperature control. This unit is compressor powered to keep food cold.

- Full-range temperature control for customized cooling options.
- 1 durable wire fresh-food shelf separates main cavity into 2 parts to help keep foods organized.
- Fresh-food door storage provides space for taller items and smaller items to efficiently utilize interior capacity.
- 0.25 cu. ft. freezer capacity provides space to put frozen convenience items.
- Mini refrigerator is manual defrost.
- Flush back provides multiple placement options.
- Adjustable leveling legs provide stability on uneven floors.
- Warranty is 1 year parts and labor; 5 years compressor (part only).

Dimensions: 18.6"L x 19.4"H x 17.7"W

#55610 White \$195.00 ea
 #55611 Black \$195.00 ea



MAGIC CHEF 2.4 CUBIC FOOT REFRIGERATOR/FREEZER

The Magic Chef 2.4 cu. ft. Compact Refrigerator has wire shelves in the main compartment to help keep food items organized, while door storage options help you save space and keep frequently used snacks accessible.

- Full-range temperature control for customized cooling options.
- 2 wire fresh-food shelves help keep foods organized.
- In door can holder keeps beverage cans neat and convenient.
- Fresh-food door shelves provide storage for both larger and smaller items to efficiently utilize interior capacity.
- 0.3 cu. ft. freezer capacity provides space to put small frozen convenience items.
- Smooth back for multiple placement options.
- Reversible door offers multiple options for placement in a room.
- Adjustable leveling legs help keep refrigerator stable on uneven floors.
- Smooth white door offers a contemporary, sleek appearance.
- Warranty is 1 year parts and labor; 5 years compressor (part only).

Dimensions: 17.7"L x 24.8"H x 17.5"W

*#55612 White \$295.00 ea
 *#55613 Black \$295.00 ea
 *#55614 Stainless Steel Look \$295.00 ea



MAGIC CHEF 3.5 CUBIC FOOT REFRIGERATOR/FREEZER

Get wonderful food storage for a compact space, the Magic Chef 3.5-cu. ft. Refrigerator fits into tight spaces with ease, making it convenient to store food and drink wherever it's needed. Indoor storage shelves are ideal for small foods and condiments, and adjustable wire shelving allows you to adjust the space and size of your fridge. With an adjustable thermostat control and manual defrost, you control the temperature and freshness of your food.

- In-door storage shelves.
- In door can holder keeps beverage cans neat and convenient.
- Adjustable thermostat control & manual defrost.
- Adjustable glass shelves.
- Freezer capacity provides space to put small frozen convenience items.
- Interior light.
- Adjustable leveling legs help keep refrigerator stable on uneven floors.
- Flush back provides multiple placement options.
- Warranty is 1 year parts and labor; 5 years compressor (part only).

Dimensions: 18.5"L x 32.5"H x 19.3"W

*#55616 Black \$329.00 ea
 *#55617 Stainless Steel Look \$329.00 ea





MAGIC CHEF 4.4 CUBIC FOOT REFRIGERATOR/FREEZER

This Magic Chef 4.4 cu. ft. Mini Refrigerator has the storage options you're looking for. A can dispenser conveniently chills beverages in the door while door shelves provide extra space for other frequently craved refreshments. Glass refrigerator shelves are easy to clean and allow visibility to all corners of the unit. A full-width built-in freezer allows you to keep ice cubes and frozen treats in stock.

- Offers 3.9 cu. ft. of refrigerator space and 0.5 cu. ft. of freezer space in a compact frame.
- Energy Star-qualified to meet or exceed federal guidelines for energy efficiency for year-round energy and money savings.
- Upfront interior analog controls allow quick adjustments to temperature.
- Fridge includes 3 fresh-food shelves and crisper to help keep items organized.
- In-door dispenser keeps 12 oz. beverage cans conveniently chilled and holstered.
- Door shelves and racks provide storage for large and small items to efficiently utilize interior capacity.
- Features manual defrost to de-ice on your schedule.
- Reversible door offers multiple options for placement in a room.
- Flush back for ease of installation.
- Warranty is 1 year parts and labor; 5 years compressor (part only).

Dimensions: 22"L x 33.1"H x 19.5"W

*#55619 Black \$369.00 ea
 *#55620 Stainless Steel Look \$369.00 ea



MICROWAVES

This Magic Chef 0.7 cu. ft. countertop microwave packs many features into a sleek, compact design. The microwave's 30-second express cooking option offers fast, convenient cooking, with its 8 preprogrammed cooking modes at 10 power levels. The microwave features weight and time defrost options by weight or time. Its 0.7 cu. ft. capacity is compact yet accommodates a variety of dishes and has a rotating glass turntable for even cooking results.

0.7 Cubic Foot Microwave (700 watts)

Dimensions: 17.3"W x 10.2"H x 14"D

#55965 White \$139.00 ea
 #55966 Black \$139.00 ea

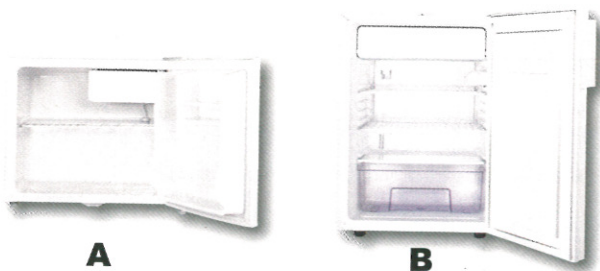
The Magic Chef 1.3-cu ft digital microwave, provides convenient food cooking and reheating options at the touch of a button. Choose from the 10 power levels to perform a variety of functions. Comes with 3 automatic defrost settings that are displayed in digital LED readouts. This microwave oven is also equipped with 6 preprogrammed push button menus and built-in-timer. Express cooking function for immediate cooking & reheating. It also has a child safety lock and rotating glass turntable for even heat distribution.

1.3 Cubic Foot Microwave (1100 watts)

Dimensions: 22"W x 13.5"H x 18.5"D

#55975 Stainless Steel \$170.00 ea

***These items are dropshipped direct from manufacturer. Please allow additional time for delivery.**



REFRIGERATOR / FREEZERS WITH LOCKS

These refrigerators are UL approved and feature:

- Space saving flat-back design (NO coils).
- Full width slide-out wire shelves.
- Full width and half width door storage shelves.
- Full width or half width freezer compartment with ice cube tray.
- Reversible door design (can open either direction).
- Adjustable, leveling legs.

1.7 Cubic Foot Refrigerator/Freezer (A)

Dimensions: 20.25"H x 17.25"W x 18.5"D

*#55945 WITH Security Lock & Key \$349.00 ea

4.0 Cubic Foot Refrigerator/Freezer (B)

Dimensions: 33.25"H x 19.38"W x 22"D

*#55985 WITH Security Lock & Key \$799.00 ea



MEDICAL-GRADE REFRIGERATORS

School Nurse Supply's "Medical-Grade" refrigerators come installed with hospital grade cords and plugs (green dot) and NIST traceable external, professionally mounted thermometers with high temperature alarms. All models include a front mounted lock, reversible doors and all refrigerator storage with automatic defrost. A built-in internal fan helps to regulate temperatures, assuring that medications are stored at the correct specifications.

1.7 Cubic Foot Medical-Grade Refrigerator

Dimensions: 17 3/4"L x 17 5/8"W x 19 3/4"H

*#55905 \$675.00 ea

2.5 Cubic Foot Medical-Grade Refrigerator


Dimensions: 18 3/4"L x 18"W x 24 1/2"H

*#55910 \$759.00 ea

5.3 Cubic Foot Medical-Grade Refrigerator

Dimensions: 23 5/8"L x 23 1/2"W x 33 1/2"H

*#55920 \$1269.00 ea



REFRIGERATOR / FREEZER THERMOMETER

Know for sure that your refrigerator/freezer is running at the correct temperature with this compact thermometer. Reads temperatures in both Fahrenheit and Celsius. Comes in a plastic non-breakable holder and is NSF (National Sanitary Foundation) approved.

#55946 Refrigerator/Freezer Thermometer \$4.95 ea

School Nurse Supply guarantees all refrigerators for 1 year from the date of original purchase.

All manufacturer defects covered for repair/replacement of parts and labor.

Full replacement offered at School Nurse Supply discretion only.



MAGIC CHEF PORTABLE ICE MAKER

This sleek silver unit produces up to 27 lbs. of ice in a 24 hour period. Offers 2 different ice sizes and can store up to 1.8 lbs. of ice at a time. The small ice cubes will start to produce in about 7-10 minutes, while the large ice cubes take about 10-15 minutes. There is a convenient see through window for you to keep track of how much ice is being made. The exterior drain allows for emptying out excess water. Included is a removable ice basket to be placed in a freezer to keep the ice from melting. This ice maker will not keep the ice frozen. The Magic Chef Ice Maker is ideal for placing on counters. 1 year warranty. **Unit is designed to make ice only and not for storage of ice.**

Dimensions: 14.1"L x 9.5"W x 12.9"H

#55990 \$190.00 ea



MAGIC-CHEF MINI ICE MAKER

This compact mini-ice maker makes 3 different sizes of ice. It can produce up to 27 lbs. of ice in 24 hours. This machine includes a simple side drain, water level and ice level light indicator. Included is a removable 4 lb. detachable storage basket to be placed in a freezer to keep the ice from melting. All you have to do is add water and the machine will do the rest for easy operation. 1 year warranty. **Unit is designed to make ice only and not for storage of ice.**

Dimensions: 14.5"L x 11.7"W x 14.9"H

#55991 \$195.00 ea



DANBY PORTABLE ICE MAKERS

The R134A refrigerant makes these units environmentally friendly as they turn out as much as 25 lbs of ice. Each unit can also hold up to 2 lbs of ice at any time. Both models come with a see-through window, ice scoop and electronic LED controls that make them easy to program. Also feature an alarm system to alert you when full, a self-cleaning function, and a 12-month manufacturer warranty. **Unit is designed to make ice only and not for storage of ice.**

White Model - 11 10/16"W x 14 3/16"D x 13 4/16"H


#55986 \$319.00 ea

Stainless Steel Model - 9 13/16"W x 14 3/16"D x 12 14/16"H

#55992 \$329.00 ea

*These items are dropshipped direct from manufacturer. Please allow additional time for delivery.

Modular Cabinets & Carts



PORTABLE LOCKABLE MEDICATION CABINETS

Steel gauge locking medicine cabinets feature a tray between tiers to protect against spillage and medication migration. Each deep bin provides ample storage and convenient dispensing positions. Lift handle allows for easy transportation.

- Two Tier Cabinet with Lock** - 21"W x 10"D x 7 3/4"H
#77042 6 Drawers - 6"W x 9"D x 2 3/4"H..... \$399.00 ea
- Three Tier Cabinet with Lock** - 21"W x 10"D x 10 3/4"H
#77048 12 Drawers - 4 1/2"W x 9"D x 2 3/4"H..... \$459.00 ea
- Four Tier Cabinet with Lock** - 21"W x 10"D x 13 3/4"H
#77054 24 Drawers - 3"W x 9"D x 2 3/4"H..... \$469.00 ea



TILT BIN MEDICAL SUPPLY HOLDER


Supply holders may be wall mounted for easy access to medical supplies or left on counters to use as a great alternative to sundry jars. Each bin includes a name tag holder.

- Six Bin**
#77018 Overall size: 23 5/8"W x 4 1/2"H x 3 5/8"D..... \$22.50 ea
- Five Bin**
#77024 Overall size: 23 5/8"W x 6 1/2"H x 5 1/4"D..... \$29.50 ea
- Four Bin**
#77030 Overall size: 23 5/8"W x 8 1/8"H x 6 5/8"D..... \$46.50 ea
- Three Bin**
#77036 Overall size: 23 5/8"W x 9 1/2"H x 7 3/4"D..... \$52.90 ea

REPLACEMENT BINS

- #77037** Six Bin (see size above)..... \$1.29 ea
- #77038** Five Bin (see size above)..... \$2.39 ea
- #77039** Four Bin (see size above)..... \$4.29 ea
- #77040** Three Bin (see size above)..... \$5.99 ea

Choose from multiple storage options to organize and maintain your office or workstation.



COMPACT STORAGE SYSTEM

These plastic cabinets are great to organize and protect valuable items. With a variety of drawer configurations they provide versatile storage solutions, stack securely and are wall mountable.

- 16 Drawers:** 10 9/16"L x 6 3/8"W x 8 1/2"H
#87405 16 (Sixteen) 2"L x 5 1/4"W x 1 1/2"H..... \$27.95 ea
- 26 Drawers:** 20"L x 6 3/8"W x 10 11/32"H
#87408 20 (Twenty) 2"L x 5 1/4"W x 1 1/2"H
 6 (Six) 4 1/2"L x 5 1/4"W x 2"H..... \$31.50 ea
- 64 Drawers:** 20"L x 6 3/8"W x 15 13/16"H
#87410 64 (Sixty-Four) 2"L x 5 1/4"W x 1 1/2"H..... \$49.50 ea



3-SHELF UTILITY CARTS

Carts are constructed with an engineered thermoplastic resin that will not chip, warp, crack, rust or peel. High roll chrome casters allow easy movement of up to 300 lbs. Choose from 2 model styles, in 3 different colors.

- (A) 24"L x 18"W x 34"H
***#47450** Black Shelves..... \$110.00 ea
***#47451** Blue Shelves..... \$125.00 ea
***#47452** Gray Shelves..... \$125.00 ea
- (B) 24"L x 18"W x 38 1/2"H with 2 3/4' Deep Shelves
***#47453** Black Shelves..... \$131.00 ea
***#47454** Blue Shelves..... \$144.00 ea
***#47455** Gray Shelves..... \$144.00 ea

*These items are dropshipped direct from manufacturer. Please allow additional time for delivery.



RUBBERMAID HEAVY-DUTY UTILITY CART

400 lb capacity for long lasting durability. 5" non-marking casters, two of which swivel. Two tray-style shelves feature 4" lip to keep small supplies secure.

39"L x 17"W x 33"H
 #53212 Black..... \$249.00 ea

45"L x 25"W x 33"H
 #53218 Black..... \$289.00 ea



RUBBERMAID X-TRA™ INSTRUMENT CART

This is a great cart for transporting instruments and supplies. Enclosed bottom shelf has locking doors to secure contents. Features: three shelves, sliding top drawer, two molded handles and non marking casters. Easy pound together assembly. 300 lb capacity.

40 5/8"L x 20"W x 37 13/16"H
 #87238 Gray..... \$559.00 ea



4 CASTER, TWO PRONG I.V. POLE

These I.V. poles are among the most widely-accepted stands by healthcare professionals. Each pole is rugged, yet economical and features two-wheel caster design for easy mobility. Height can easily be adjusted from 47" to 82".

#87446..... \$47.50 ea



LOCKABLE TREATMENT CART

These beige treatment carts include lockable drawers and casters for easy mobility (2 casters lock to secure cart during use).

24 1/2"W x 13 1/4"D x 29"H
3 Drawer Treatment Cart
 (3) 2 3/4" drawers, (1) 12" open storage
 *#43450..... \$549.00 ea

5 Drawer Treatment Cart
 (3) 2 1/4", (2) 6" drawers
 *#43455..... \$639.00 ea



HEAVY DUTY WORKSTATION

Two swivel casters fully support this heavy duty workstation. Features five storage drawers for utensils, supplies and much more. Tabletop bins keep smaller items within reach, while the built in cord wrap allows neat storage of larger items. Supports up to 250 lbs. Can be locked for added protection. Lock not included.


33 1/2"L x 19 4/5"W x 33 1/3"H
 #87244 Black..... \$609.00 ea



TREATMENT/BEDSIDE CART

This dual-wall, all-metal cart with ergonomic handles comes with 5 full extension ball-bearing drawers - (3) 3", (1) 6", (1) 9", and two locking swivel casters for extra protection.

32"L x 25"W x 39 3/4"H
 #53310 Gray..... \$1695.00 ea



HARLOFF MEDICAL BIN TREATMENT CART

A painted steel medication cabinet and drawers with a key locking system. Features: (24) 5" medication bins with dividers and labels, internal locking narcotics box in bottom 9" drawer, painted steel top rail/push handle and a removable plastic top. The fully assembled cart also includes 4 corner bumpers, 5" ball-bearing premium casters, all full swivel, 1 with brake and 1 directional. Certified latex free and 5 year manufacturer warranty. Internal Drawer Dimensions: 23"W x 17"D. Assembled Cart Dimensions: 46.75"H X 29.5"W X 22.5"D. **CHOOSE FROM ANY OF THE 16 COLORS LISTED ABOVE.**

*#47442..... \$2049.00 ea


HARLOFF MEDICAL BIN TREATMENT CART

This tall medication cart comes with painted steel construction and a key locking system. There are a total of 8 full-extension drawers: (1) 3" multipurpose drawer, (6) 3" drawer filled with 36 medication bins (6 per drawer) with dividers and labels, and (1) 9" drawer complete with an internal narcotics box. Features include a pull out side shelf, corner bumpers, full-swivel casters with brakes, a removable plastic top, 5-year manufacturer warranty, and comes fully assembled. 29.5"W x 22.5"D x 44.75"H. **CHOOSE FROM ANY OF THE 16 COLORS LISTED ABOVE.**

*#47443..... \$1945.00 ea

*These items are dropshipped direct from manufacturer. Please allow additional time for delivery.

Narcotic Cabinets



KEYLESS ELECTRONIC WALL CABINET

Boltless, ready to assemble wall cabinet snaps together without any use of tools. The keyless electronic coded locking handle is available with two passwords and keeps a record of the day, date and time of when the cabinet is accessed. **Please specify a color choice of Black, Putty or Dove Gray at the time of purchase.** Dimensions: 30"H x 30"W x 12"D.


*#64244 Keyless Electronic..... \$299.00 ea



MEDICAL STORAGE CABINET

Constructed 22 gauge steel/wt 38 lbs. This beige cabinet features 1 fixed and 2 adjustable shelves. Unit may be wall mounted or set under work station and has cylinder lock, 2 keys and spring clip door latch. Comes direct from the manufacturer and ships within 10 days. Wall mountable. Dimensions: 30"H x 30"W x 10"D.

*#47431 Single Lock..... \$439.00 ea



A

B


NARCOTICS WALL CABINET

Single Lock: Constructed 16 gauge steel. Cabinet has one adjustable shelf with high security cam locks. This is perfect for areas that are in need of security. Dimensions: 30"H x 24"W x 10"D

Double Lock: Constructed 20 gauge steel. For areas short on space this cabinet is complete with 2 coded tubular cam locks. One key per lock adds extra security. Wall mountable. Dimensions: 29.5"H x 23.5"W x 10.5"D.

*#63001 Single Lock (A)..... \$419.00 ea


*#63002 Double Lock (B)..... \$449.00 ea



MINI NARCOTIC BOX SINGLE DOOR - DOUBLE LOCK

Constructed of 20 gauge steel/wt 5 lbs. Features 2-coded tubular cam locks. One key per lock adds extra security. Painted with antimicrobial paint. Dimensions: 10"H x 7"W x 7"D.

*#75118 Double Lock..... \$199.00 ea



NARCOTIC BOX SINGLE DOOR - DOUBLE LOCK

Constructed of 20 gauge steel/wt 11 lbs. Features one position key release lock and one fixed shelf. Dimensions: 12"H x 15"W x 8"D.

*#75126 Double Lock..... \$235.00 ea



NARCOTIC BOX DOUBLE DOOR - DOUBLE LOCK

Constructed of 20 gauge steel/wt 17 lbs. Each door has a separate key. Cabinet features one adjustable shelf. Comes direct from the manufacturer and ships within 10 days. Painted with antimicrobial paint. Dimensions: 16"H x 12"W x 9"D.

*#75131 Double Lock..... \$349.00 ea

***These items are dropshipped direct from manufacturer. Please allow additional time for delivery.**



LUMIRAY LED TASK LIGHT SERIES

The Dazor LumiRay LED Series of task lights provide a more energy efficient concentrated beam of light than standard incandescent or halogen bulbs. The ideal exam and work light for medical rooms or anyone requiring a dependable, bright task light. Includes a bright and energy efficient 7W 25° 4000K MR16 LED bulb. 5-year limited manufacturer warranty.

Desk Model

- #31740 Black \$434.00 ea
- #31741 White \$434.00 ea

Floor Model with Casters

- #31742 Black \$510.00 ea
- #31743 White \$510.00 ea



DAZOR CIRCLINE LIGHTED MAGNIFIER DESK MODEL

This magnifier is the ultimate tool for providing the perfect amount of magnification with abundant, shadow-free light. The innovative Glow Ring diffuses and softens the light emitted by the 144 LEDs and simulates the light output of a traditional fluorescent bulb. This magnifier features Dazor's patented 28" contemporary-style floating arm for smooth and easy positioning of the lamp to any position. The 3-diopter offers a 1.75x magnification. 5-year mechanical/ 2-year electrical manufacturer warranty.

- #31730 Black, Desk Model \$520.00 ea
- #31731 White, Desk Model \$520.00 ea

Replacement Bulbs for Older Models

- #31763 Full Spectrum Bulb \$12.00 ea
- #71730 UV Blacklight Bulb \$17.95 ea



DAZOR CIRCLINE LIGHTED MAGNIFIER FLOOR MODEL WITH CASTERS

This magnifier is the ultimate tool for providing the perfect amount of magnification with abundant, shadow-free light. The innovative Glow Ring diffuses and softens the light emitted by the 144 LEDs and simulates the light output of a traditional fluorescent bulb. This magnifier features Dazor's patented 41" floating adjustable arm for smooth and easy positioning of the lamp to any position. The 3-diopter offers a 1.75x magnification. 5-year mechanical/ 2-year electrical manufacturer warranty.

- #31737 Black, Floor Model w/caster \$598.00 ea
- #31738 White, Floor Model w/caster \$598.00 ea

Replacement Bulbs for Older Models

- #31763 Full Spectrum Bulb \$12.00 ea
- #71730 UV Blacklight Bulb \$17.95 ea



DAZOR HAND-HELD LED MAGNIFIER

Dazor's lightweight hand-held magnifiers are the best choice for magnification "on-the-go." The perfect blend of abundant light and powerful magnification in a handy portable package. The hand-held LED is magnified 2.5X, 5X and 10X it's normal size and has a 50,000-hour bulb life. Also features a 2" diameter lens, instant on, flicker and distortion free. Comes with carrying case and is powered by 4 AAA batteries (not included). 1-year manufacturer warranty.

- #71750 2.5X Magnifier \$47.50 ea
- #71751 5X Magnifier \$61.00 ea
- #71753 10X Magnifier \$71.00 ea
- #25119 AAA Alkaline Batteries (4/pkg) .. \$4.89 pk



ECONOMY FLOOR LAMP

This lamp is U.L. listed. The chrome plated gooseneck lamp and heavy base (8 lb) for stability has a 3 wire plug for safety. Lamp adjusts from 52" to 78".

- #31610 Floor Base \$81.50 ea
- #31623 Caster Base \$119.00 ea



WELCH ALLYN GREEN SERIES 300 GENERAL EXAM LIGHT

- A single LED that provides whiter, brighter light than halogen.
- Less energy consumption for reduced cost of ownership.
- No bulb replacement for cost savings.
- A perfect combination of intense light output cool operation, all delivered in a compact design.
- An affordable price and rugged performance.
- Minimal heat dissipation.
- Touchless on/off.
- 5-year limited warranty.

- #71761 Table/Wall Mount \$409.00 ea
- #71762 Mobile Stand \$479.00 ea